



# Reception Newsletter: Spring 1 2025

Happy New Year! We hope you all had a lovely Christmas break and had some well-earned rest. We are looking forward to a busy and happy term. We have put together some useful information for the forthcoming term. If you have any questions, please do not hesitate to ask one of the Reception team.

							
Mrs Autwick Early Phase Leader	Mrs Kent Hockney Blue Monday - Wednesday	Mrs LittleWood Hockney Blue Thursday-Friday	Mrs Willis Hockney White	Mrs Embelton Reception Unit	Mrs Lali Reception Unit	Miss Brett Reception Unit	Mrs Gunawardana Reception Unit

## Key Reception Dates

<b>Ride on a train</b>	Wed 22nd January
<b>NSPCC Number day</b>	Friday 7th February
<b>Reception family sessions - making bird feeders</b> <b>2.45pm to 3.15pm</b>	Tues 11th Feb - 20 places Wed 12th Feb - 20 places Thurs 13th Feb - 20 places

## Family Sessions

We would like to invite one parent per child into school to take part in creating bird feeders in school with their child. The dates are above and you can book one of the sessions via Eventbrite by clicking on the link below:



<https://www.eventbrite.co.uk/e/1118967855979?aff=oddtcreator>

## Learning






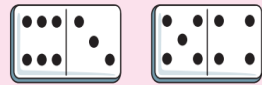
Our topic this term is: 'Homes!'

We will be learning about where we all live and how homes/houses differ. We will be looking at local animals and how they are the same/different to us. We will look at how things have changed through time such as clothes, the village and household items.

Here are some of the books we'll be looking at this term:



## Maths Learning

Ideas to support this terms Maths learning		
<p><b>6,7,8.</b></p> <p>Give lots of opportunities to make 6,7,8 . How can these amounts be represented? Can they spot them in different ways? Do they know 1 more and less than each one? Can they subitise these amounts ?</p>	<p><b>Length and Height</b></p> <p>Give lots of opportunities to use language to describe length and height e.g. short, long, tall, small, big. Also to use comparison language e.g. that tree is taller than that bush which is short.</p>	<p><b>9 and 10. Comparing numbers to 10</b></p> <p>Give lots of opportunities to count to and represent numbers 9 and 10 in different ways. Arranging numbers in order from 1 to 10 and putting items into groups of these numbers.</p>
<p> Prompt children to make their own collections that represent 6, 7 or 8 Encourage them to explain why they have chosen those objects and why they belong in that collection. Could an object represent more than one number?</p> <p></p>	<p> Go on a hunt for (or hide) sticks of different lengths in the outdoor environment. Prompt children to collect and sort the sticks. Encourage them to make a pile of short sticks and a pile of long sticks.</p> <p></p> <p>Do we have more short sticks than long sticks or more long sticks than short sticks?</p>	<p> Provide children with sets of dominoes. Prompt them to sort the dominoes into sets with 9 spots, more than 9 spots and fewer than 9 spots.</p> <p></p> <p>Repeat the activity for 10 spots.</p>

## Where are we from?

In our Topic Sessions we will be looking at artefacts from the past such as items that were used in the home. If you have any that you would be willing to let us look at; either through Tapestry or brought into school, they would be gratefully received.

## Picture of your home

We are learning about where we live. If you could send a picture of the children's house either as a photo or sent as an email, this would be great, thanks in advance. (We need these for Wednesday 15th January.)

## Notices

**Tricky Words-** Now we are moving into a new term. Please can we ask you to practise the Tricky Words as often as you can. This includes revisiting sets they already know. Thanks in advance.

**Class Trays -** The staff will have a tray in the mornings for the children to put in any Tricky Words or Maths

Challenges you need changing. Please be aware some challenges may not be changed on the day they are handed in, we will try and get them back to you as soon as possible.

**Reading Books** - We are continuing to introduce new letter sounds and ask you to keep up the good work practising them at home and applying them when sharing their reading book or library books – the children are making fantastic progress!

Please ensure children bring their reading practice files into school everyday. This is so they can use their book during our reading practice sessions in school. If they don't bring in their book it makes practise reading more tricky for them as they will have to share books. Please have these ready each morning so these can be placed in the book files in the classroom.

**Library books** - These will be changed on **Fridays** so please make sure book bags are in school on this day as we cannot send a new book without the old one being returned.

**Please remember to make a short comment in your child's reading journal once they have read their book or practised their tricky words. It all counts towards gaining their star reader sticker and lets us know how your child is progressing with reading at home.**

**Spare Clothes** - Please send in spare clothes, including socks and underwear, for your child to keep on their peg in case they should need to get changed especially now as the weather gets colder and wetter. Please make sure everything is named.

**Junk Modelling** - Please save old boxes eg toothpaste, kitchen rolls, yoghurt pots, bottle tops or lids, etc and give them to your child's class teacher for small and large junk modelling.

**Clothing** - Please can you make sure that **all** items of clothing, coats, hats, scarfs, gloves etc are clearly named. Lost items can be found and returned so much easier when the name is clearly visible.

**Wow Moments** - These are an opportunity to share your children's achievements at home with your child's class teacher that we might otherwise not hear about. For example, if your child receives a swimming badge or learns to ride their bike, this could be shared with school. **Please add these pictures or written messages to Tapestry.**



**50 Things Before You're Five** - We're keen to hear about the fun you have been having with the 50 Things before you're Five activities. Please feel free to send in updates on Tapestry or pictures/items for Show and Tell related to one of the activities. For more information on 50 Things Before You're Five visit

<https://bradford.50thingstodo.org/app/os#!50thingstodo/before-youre-five/activities>

**#2 Where am I ? - 50 Things Before You're 5**

We will be exploring and looking at the village of Saltaire and our lives within the village.

## #10 Making connections - 50 Things Before You're 5

We will be using lots of different techniques to build, join and connect materials in our construction and junk modelling areas.

## #12 Brrrrr explore the cold - 50 Things Before You're 5

We will be wrapping up warm and getting outside to explore our senses in the frost, ice and snow.

## #20 Mini artists - 50 Things Before You're 5

We will be discussing colours, thoughts and feelings in response to different styles of art.

## #40 Happy History 28 - 50 Things Before You're 5

We will be learning about the past by visiting Salts Mill and finding out about how people lived in the past.

**Communication** - Should you have any queries or suggestions, please speak to us at the start or end of the day or feel free to email.

The following email address maybe useful:

**Reception Teachers** - [reception@saltaireps.co.uk](mailto:reception@saltaireps.co.uk) (please be aware this email isn't monitored during the school day, urgent emails should be sent to the office email)

**Illness/Absences** - [absence@saltaireps.co.uk](mailto:absence@saltaireps.co.uk)

**General/Urgent enquiries** - [office@saltaireps.co.uk](mailto:office@saltaireps.co.uk)

We look forward to working with you over the year ahead.

The Reception Team